

---

# Diagram Of Honda Crv Engine

## Tmsofa

---

Diagram Of Honda Crv Engine

34 Honda Crv Parts Diagram - Wiring Diagram List

□ [EBOOK PDF 2010 Honda Cr V Engine Diagram](#) ♣ [BEST EBOOK 2003 Honda Crv Engine Diagram](#) Book review: [Honda CR-V years 2002 to 2007. Haynes service and repair handbook](#) **EBOOK INFO 2003 Honda Crv Engine Diagram** 📖 [HOW TO Download Honda Crv Ecu Wiring Diagram](#) [Honda CR V \(2007-2011\) wiring diagrams](#) [\u0026 manual](#) [Honda CRV Front Suspension Repair / Replacement - 2002 - 2006](#) [2020 Honda CR-V Hybrid | First Drive](#) [2016 Honda CR-V - Review and Road Test](#) [How to Replace a Serpentine Belt on a 2004 Honda CR-V with 2.4 L Engine](#) [Honda CRV Belt Replacement](#) [2003 Honda CR-V serpentine belt change](#)

---

[K20 i VTEC - CRV 96-2000 Honda CR-V Reliability And Common Problems](#) □ [2005 Honda CRV P2646 Vtec Problems Easy Fix](#) [Radiator Fan / Relay / Cooling Fan Switch Not Working: Honda Civic](#) [Honda Cr-V \(2003\) | 2nd Gen | Maintenance For New Owners \(Part 2\)](#) [Problems to Look Out for When Buying a Used Honda CRV 2007](#) [Honda CR-V. Start Up, Engine, and In Depth Tour.](#) **Honda CRV Knock Sensor Replacement works for accord and civic** [How to replace Honda CR-V engine. Years 2000 to 2016. PART 2. Easy and Fast](#) [VW Tiguan vs Honda CR-V vs Toyota RAV4 | Comparison Test | Edmunds.com](#) [How to Replace Serpentine Belt Tensioner 02-14 Honda CRV](#) [2008 Honda CR-V | Used Car Family Review](#) [2018 Honda CR-V - Review and Road Test](#) \* [EPUB BOOK 2004 Honda Cr V Stereo Wiring Diagram](#) [2014 Honda CRV Tips and Tricks Review](#) \* [EPUB BOOK - 2000 Honda Accord Engine Diagram Wiring Schematic](#) [Replacing The Transmission Pressure Sensor - "A" Circuit For A 2009 Honda CRV](#) [Honda CRV Ignition Control Module replacement - engine cutting out problem](#)

[DIAGRAM] [Diagram Of Honda Crv Engine.html FULL Version HD ...](#)

[Honda CR V \(2007-2011\) wiring diagrams & manual - YouTube](#)

[Fuse box Honda CR-V 1997-2001 - Fuses box diagram](#)

[Honda CRV Belt Diagram 2002 2003 2004 2005 2006 - YouTube](#)

- [Honda CR-V 2002 2003 2004 2005](#)

[2004 Honda Crv Engine Parts Diagram | Reviewmotors.co](#)

[2003 Honda Crv Parts Diagram | Automotive Parts Diagram Images](#)

[Honda CR-V - Wikipedia](#)

[# HONDA CARS - Genuine Spare Parts Catalogue](#)

[HONDA - Car PDF Manual, Wiring Diagram & Fault Codes DTC](#)

[HONDA 2007 CR-V SERVICE MANUAL Pdf Download | ManualsLib](#)

[Honda Crv Body Parts Diagram | Automotive Parts Diagram Images](#)

[Honda Wiring Diagrams - FreeAutoMechanic](#)

[1998 Honda Crv Wiring Diagram - Wiring Diagram And ...](#)

[Honda Engines | Fuel Recommendations](#)



## 1998 Honda Crv Parts Diagram | Automotive Parts Diagram Images


Diagram Of  
Honda Crv  
Engine Tmsofa

Downloaded  
from  
archive.imba.com  
by guest

### **EMERSON REYNOLDS**

#### **Diagram Of Honda Crv Engine** EBOOK PDF

2010 Honda Cr V Engine Diagram  BEST EBOOK  
2003 Honda Crv Engine Diagram Book review: Honda CR-V years 2002 to 2007. Haynes service and repair handbook **EBOOK INFO 2003 Honda Crv Engine Diagram**  **HOW TO Download Honda Crv Ecu Wiring Diagram**  
[Honda CR V \(2007-2011\) wiring diagrams](#) [\u0026 manual](#) [Honda CRV Front Suspension Repair / Replacement - 2002 - 2006](#) [2020 Honda CR-V Hybrid | First Drive](#) [2016 Honda CR-V - Review and Road Test](#) [How to Replace a Serpentine Belt on a 2004 Honda CR-V with 2.4 L Engine](#) [Honda CRV Belt Replacement 2003 Honda CR-V serpentine belt change](#)

[K20 i VTEC - CRV 96-2000 Honda CR-V Reliability And Common Problems](#)  [2005 Honda CRV P2646 Vtec Problems Easy Fix Radiator Fan / Relay / Cooling Fan Switch Not Working: Honda Civic Honda Cr-V \(2003\) | 2nd](#)

#### **Gen | Maintenance For New Owners (Part 2)**



[Problems to Look Out for When Buying a Used Honda CRV 2007 Honda CR-V. Start Up, Engine, and In Depth Tour.](#) **Honda CRV Knock Sensor Replacement works for accord and civic** [How to replace Honda CR-V engine. Years 2000 to 2016. PART 2. Easy and Fast VW Tiguan vs Honda CR-V vs Toyota RAV4 | Comparison Test | Edmunds.com](#) [How to Replace Serpentine Belt Tensioner 02-14 Honda CRV 2008 Honda CR-V | Used Car Family Review](#) [2018 Honda CR-V - Review and Road Test](#)  **EBOOK** [2004 Honda Cr V Stereo Wiring Diagram](#) [2014 Honda CRV Tips and Tricks Review](#)  **EBOOK** [2000 Honda Accord Engine Diagram Wiring Schematic](#) [Replacing The Transmission Pressure Sensor](#) [\A" Circuit For A 2009 Honda CRV Honda CRV Ignition Control Module replacement - engine cutting out problem](#) [Diagram Of Honda Crv Engine](#) [91 Accord Engine Head Diagram Base Website](#) [32418 pnn 300 genuine honda cover battery terminal honda engine](#)

diagram keju zilong23 bea motzner de 31180 pna 003 genuine honda pulley idler honda engine diagram keju zilong23 bea motzner de. Whats people lookup in this blog: 2004 Honda Crv Engine Parts Diagram 2004 Honda Crv Engine Parts Diagram | Reviewmotors.co Description: 75722-Swa-003 - Genuine Honda Emblem, Rr.(Cr-V) throughout Honda Crv Body Parts Diagram, image size 1108 X 553 px, and to view image details please click the image. Truly, we have been realized that honda crv body parts diagram is being just about the most popular field at this moment. So that we attempted to identify some terrific honda crv body parts diagram photo for your needs. Honda Crv Body Parts Diagram | Automotive Parts Diagram Images The Honda CR-V is a compact crossover SUV manufactured by Japanese automaker Honda since 1995 and introduced in the North American market in 1997. It uses the Honda Civic platform with an SUV body design. The CR-V is Honda's mid-range utility vehicle, slotting between the smaller Honda HR-V and the larger North

American market Honda Pilot. Honda states "CR-V" stands for "Comfortable Runabout ... Honda CR-V - Wikipedia Honda Fit GE8; CR-V 2007; Home A/T D3 Switch Circuit Troubleshooting (Except KH) A/T System Description - General ... Security Alarm System Circuit Diagram Engine Oil Pressure Switch Replacement Windshield Wiper/Washer Circuit Diagram Entry Light Control System Circuit Diagram- Honda CR-V 2002 2003 2004 2005 You can find PDF manual here <https://imgvehicle.com/2007-Honda-CR-V-Reviews-and-Rating-Motor-Trend-HONDA-CR-V-specs-amp-photos-2007-2008-2009-autoevolution...> Honda CR V (2007-2011) wiring diagrams & manual - YouTube Description: 1998 Honda Cr-V - Super Street Magazine regarding 1998 Honda Crv Parts Diagram, image size 586 X 440 px, and to view image details please click the image. Here is a picture gallery about 1998 honda crv parts diagram complete with the description of the image, please find the image you need. 1998 Honda Crv Parts Diagram | Automotive Parts Diagram Images Description: Honda Cr-V 5 Door Lx (4Wd Side

Srs) Ka 4At Windshield Washer in 2003 Honda Crv Parts Diagram, image size 1108 X 553 px, and to view image details please click the image.. Here is a picture gallery about 2003 honda crv parts diagram complete with the description of the image, please find the image you need. 2003 Honda Crv Parts Diagram | Automotive Parts Diagram Images HONDA Car Manuals PDF & Wiring Diagrams above the page - Civic, CR-V, Fit, Ridgeline, S2000, Accord, Odyssey, Element, Pilot; Honda Car EWDs.. In 1946, the Japanese automobile company Honda was created. Its founder Soichiro Honda did not have the necessary engineering education, but he compensated for all the gaps with risk and accurate instinct. ... HONDA - Car PDF Manual, Wiring Diagram & Fault Codes DTC Wiring Diagrams > Honda. If you run into an electrical problem with your Honda, you may want to take a moment and check a few things out for yourself. Before you dive in with a multi-meter, you will want to obtain a free wiring diagram for your specific model. You may need to locate a specific color wire

and its exact location. Honda Wiring Diagrams - FreeAutoMechanic <http://www.top5autorepairs.com> This is a belt diagram for a 2002 to 2006 honda crv. Use a long box wrench and set it on the belt tensioner. Bring the tension... Honda CRV Belt Diagram 2002 2003 2004 2005 2006 - YouTube Welcome to our Honda car parts online catalog With our Honda car parts diagrams online you can order all your Honda spare parts from home and get them delivered to the address of your choice. We recommend genuine Honda spares to maintain and repair your vehicle as they are specifically developed for your model. By choosing Honda original parts you can be sure that they have the best fit ... # HONDA CARS - Genuine Spare Parts Catalogue Edraw Diagram Of Honda Crv Engine.html wiring diagram software is a particularly-designed application automating the creation of Diagram Of Honda Crv Engine.html wiring diagrams with built-in symbols. It's easy to use and compatible with Windows, Mac, and Linux platforms. at REKLAMGRAFIK.CHEFSCUI.SINIERSAIN.FR [DIAGRAM]

Diagram Of Honda Crv Engine.html FULL Version HD ...Table of Contents Honda Remote Control Starter System Service Manual: 2007 CR-V MICU 24.0 Circuit Diagram FUSE (BACK (METER) VEHICLE B-CAN WIRE HARNESS FRONT WIPER SWITCH ANTENNA INTERMITTENT DWELL TIME CONTROLLER ENGINE IMMOBILIZER STARTER FUSE BOX UNIT HARNESS B-CAN ENGINE...HONDA 2007 CR-V SERVICE MANUAL Pdf Download | ManualsLibFor the Honda CR-V (RD1-RD3) 1997, 1998, 1999, 2000, 2001 model year. Fuse box in passenger compartment. Under-dash fuse/relay box is located under driver's side of ...Fuse box Honda CR-V 1997-2001 - Fuses box diagramHonda engines are designed for good performance and efficient operation using gasoline containing from 0 to 10% ethanol. E85 is an alternative fuel. It is not gasoline. It is made by combining 85% ethanol with 15% gasoline. ...Honda Engines | Fuel RecommendationsHonda cr v 5 door lx 4wd side srs ka 4at windshield washer in 2003 honda crv parts diagram image size 1108 x 553 px and to view image details please click the image. As an example

of change from one year to the next the crv switched from one tail light bulb to two bulbs.34 Honda Crv Parts Diagram - Wiring Diagram ListDescription: Honda Crv Wiring Diagram 1998. Honda. Wiring Diagram Instructions with 1998 Honda Crv Wiring Diagram, image size 800 X 932 px, and to view image details please click the image. Here is a picture gallery about 1998 honda crv wiring diagram complete with the description of the image, please find the image you need.1998 Honda Crv Wiring Diagram - Wiring Diagram And ...Description: Cr V Fuse Box Honda Crv Imported Schematic Diagram Fuse Panel intended for 2000 Honda Crv Wiring Diagram, image size 544 X 676 px, and to view image details please click the image. Here is a picture gallery about 2000 Honda Crv Wiring Diagram complete with the description of the image, please find the image you need. You can find PDF manual here <https://imgvehicle.com/> 2007 Honda CR V Reviews and Rating Motor Trend HONDA CR V specs amp photos 2007 2008 2009 autoevolution ...

34 Honda Crv Parts Diagram - Wiring Diagram List

Wiring Diagrams > Honda.

If you run into an electrical problem with your Honda, you may want to take a moment and check a few things out for yourself. Before you dive in with a multi-meter, you will want to obtain a free wiring diagram for your specific model.You may need to locate a specific color wire and its exact location.

□ *EBOOK PDF 2010 Honda Cr V Engine Diagram ♣ BEST EBOOK 2003 Honda Crv Engine Diagram Book review: Honda CR-V years 2002 to 2007. Haynes service and repair handbook*

**EBOOK INFO 2003 Honda Crv Engine Diagram** 📄 **HOW TO**

[Download Honda Crv Ecu Wiring Diagram Honda CR V \(2007-2011\) wiring diagrams \u0026 manual Honda CRV Front](#)

[Suspension Repair / Replacement - 2002 -](#)

[2006 2020 Honda CR-V Hybrid | First Drive 2016](#)

[Honda CR-V - Review and Road Test How to Replace a Serpentine Belt on a](#)

[2004 Honda CR-V with 2.4 L Engine Honda CRV Belt](#)

[Replacement 2003 Honda CR-V serpentine belt change](#)

[K20 i VTEC - CRV 96-2000](#)  
[Honda CR-V Reliability](#)  
[And Common Problems](#)  
~~□2005 Honda CRV P2646~~  
[Vtec Problems Easy Fix](#)  
[Radiator Fan / Relay /](#)  
[Cooling Fan Switch Not](#)  
[Working: Honda Civic](#)  
[Honda Cr-V \(2003\) | 2nd](#)  
[Gen | Maintenance For](#)  
[New Owners \(Part 2\)](#)  
[Problems to Look Out for](#)  
[When Buying a Used](#)  
[Honda CRV 2007 Honda](#)  
[CR-V. Start Up, Engine,](#)  
[and In Depth Tour. \*\*Honda\*\*](#)  
[CRV Knock Sensor](#)  
[Replacement works for](#)  
[accord and civic](#) *How to*  
~~replace Honda CR-V~~  
*engine. Years 2000 to*  
*2016. PART 2. Easy and*  
*Fast* [VW Tiguan vs Honda](#)  
[CR-V vs Toyota RAV4 |](#)  
[Comparison Test |](#)  
[Edmunds.com](#) *How to*  
[Replace Serpentine Belt](#)  
[Tensioner 02-14 Honda](#)  
[CRV 2008 Honda CR-V |](#)  
[Used Car Family Review](#)  
[2018 Honda CR-V -](#)  
[Review and Road Test \\*](#)  
[EPUB BOOK 2004 Honda](#)  
[Cr V Stereo Wiring](#)  
[Diagram 2014 Honda CRV](#)  
[Tips and Tricks Review \\*](#)  
[EPUB BOOK - 2000 Honda](#)  
[Accord Engine Diagram](#)  
[Wiring Schematic](#)  
[Replacing The](#)  
[Transmission Pressure](#)  
[Sensor - "A" Circuit For A](#)  
[2009 Honda CRV Honda](#)  
[CRV Ignition Control](#)  
[Module replacement -](#)  
[engine cutting out](#)

*problem*

Description: Honda Cr-V 5  
 Door Lx (4Wd Side Srs) Ka  
 4At Windshield Washer in  
 2003 Honda Crv Parts  
 Diagram, image size 1108  
 X 553 px, and to view  
 image details please click  
 the image.. Here is a  
 picture gallery about 2003  
 honda crv parts diagram  
 complete with the  
 description of the image,  
 please find the image you  
 need.

[DIAGRAM] [Diagram Of](#)  
[Honda Crv Engine.html](#)  
[FULL Version HD ...](#)

Description: Cr V Fuse Box  
 Honda Crv Imported  
 Schematic Diagram Fuse  
 Panel intended for 2000  
 Honda Crv Wiring  
 Diagram, image size 544  
 X 676 px, and to view  
 image details please click  
 the image. Here is a  
 picture gallery about 2000  
 Honda Crv Wiring  
 Diagram complete with  
 the description of the  
 image, please find the  
 image you need.

[Honda CR V \(2007-2011\)](#)  
[wiring diagrams & manual](#)  
[- YouTube](#)

<http://www.top5autorepairs.com>  
 This is a belt  
 diagram for a 2002 to  
 2006 honda crv. Use a  
 long box wrench and set it  
 on the belt tensioner.  
 Bring the tension...  
[Fuse box Honda CR-V](#)  
[1997-2001 - Fuses box](#)  
[diagram](#)

91 Accord Engine Head  
 Diagram Base Website  
 32418 pnn 300 genuine  
 honda cover battery  
 terminal honda engine  
 diagram keju zilong23 bea  
 motzner de 31180 pna  
 003 genuine honda pulley  
 idler honda engine  
 diagram keju zilong23 bea  
 motzner de. Whats people  
 lookup in this blog: 2004  
 Honda Crv Engine Parts  
 Diagram

**Honda CRV Belt**  
**Diagram 2002 2003**  
**2004 2005 2006 -**

**YouTube**

□ [EBOOK PDF 2010 Honda](#)  
[Cr V Engine Diagram ♣](#)  
[BEST EBOOK 2003 Honda](#)  
[Crv Engine Diagram Book](#)  
 review: [Honda CR-V years](#)  
[2002 to 2007. Haynes](#)  
[service and repair](#)  
[handbook](#)

**EBOOK INFO**  
**2003 Honda Crv Engine**  
**Diagram** 📄 **HOW TO**

[Download Honda Crv Ecu](#)  
[Wiring Diagram](#) [Honda CR](#)  
[V \(2007-2011\) wiring](#)  
[diagrams \u0026 manual](#)  
[Honda CRV Front](#)  
[Suspension Repair /](#)  
[Replacement - 2002 -](#)  
[2006 2020 Honda CR-V](#)  
[Hybrid | First Drive 2016](#)  
[Honda CR-V - Review and](#)  
[Road Test](#) [How to Replace](#)  
[a Serpentine Belt on a](#)  
[2004 Honda CR-V with 2.4](#)  
[L Engine](#) [Honda CRV Belt](#)  
[Replacement 2003 Honda](#)  
[CR-V serpentine belt](#)  
[change](#)



K20 i VTEC - CRV 96-2000  
[Honda CR-V Reliability  
 And Common Problems](#)

[2005 Honda CRV P2646](#)

[Vtec Problems Easy Fix](#)

[Radiator Fan / Relay /](#)

[Cooling Fan Switch Not](#)

[Working: Honda Civic](#)

[Honda Cr-V \(2003\) | 2nd](#)

[Gen | Maintenance For](#)

[New Owners \(Part 2\)](#)

[Problems to Look Out for](#)

[When Buying a Used](#)

[Honda CRV 2007 Honda](#)

[CR-V. Start Up, Engine,](#)

[and In Depth Tour. \*\*Honda\*\*](#)

[CRV Knock Sensor](#)

[Replacement works for](#)

[accord and civic How to](#)

[replace Honda CR-V](#)

[engine. Years 2000 to](#)

[2016. PART 2. Easy and](#)

[Fast VW Tiguan vs Honda](#)

[CR-V vs Toyota RAV4 |](#)

[Comparison Test |](#)

[Edmunds.com How to](#)

[Replace Serpentine Belt](#)

[Tensioner 02-14 Honda](#)

[CRV 2008 Honda CR-V |](#)

[Used Car Family Review](#)

[2018 Honda CR-V -](#)

[Review and Road Test \\*](#)

[EPUB BOOK 2004 Honda](#)

[Cr V Stereo Wiring](#)

[Diagram 2014 Honda CRV](#)

[Tips and Tricks Review \\*](#)

[EPUB BOOK 2000 Honda](#)

[Accord Engine Diagram](#)

[Wiring Schematic](#)

[Replacing The](#)

[Transmission Pressure](#)

[Sensor \"A\" Circuit For A](#)

[2009 Honda CRV Honda](#)

[CRV Ignition Control](#)

[Module replacement -](#)

[engine cutting out](#)

[problem](#)

[- Honda CR-V 2002 2003](#)

[2004 2005](#)

[Honda engines are](#)

[designed for good](#)

[performance and efficient](#)

[operation using gasoline](#)

[containing from 0 to 10%](#)

[ethanol. E85 is an](#)

[alternative fuel. It is not](#)

[gasoline. It is made by](#)

[combining 85% ethanol](#)

[with 15% gasoline. ...](#)

[2004 Honda Crv Engine](#)

[Parts Diagram |](#)

[Reviewmotors.co](#)

[Description: 1998 Honda](#)

[Cr-V - Super Street](#)

[Magazine regarding 1998](#)

[Honda Crv Parts Diagram,](#)

[image size 586 X 440 px,](#)

[and to view image details](#)

[please click the image.](#)

[Here is a picture gallery](#)

[about 1998 honda crv](#)

[parts diagram complete](#)

[with the description of the](#)

[image, please find the](#)

[image you need.](#)

[2003 Honda Crv Parts](#)

[Diagram | Automotive](#)

[Parts Diagram Images](#)

[Honda Fit GE8; CR-V](#)

[2007; Home A/T D3](#)

[Switch Circuit](#)

[Troubleshooting \(Except](#)

[KH\) A/T System](#)

[Description - General ...](#)

[Security Alarm System](#)

[Circuit Diagram Engine Oil](#)

[Pressure Switch](#)

[Replacement Windshield](#)

[Wiper/Washer Circuit](#)

[Diagram Entry Light](#)

[Control System Circuit](#)

[Diagram](#)

[Honda CR-V - Wikipedia](#)

[# HONDA CARS - Genuine](#)

[Spare Parts Catalogue](#)

[The Honda CR-V is a](#)

[compact crossover SUV](#)

[manufactured by](#)

[Japanese automaker](#)

[Honda since 1995 and](#)

[introduced in the North](#)

[American market in 1997.](#)

[It uses the Honda Civic](#)

[platform with an SUV](#)

[body design. The CR-V is](#)

[Honda's mid-range utility](#)

[vehicle, slotting between](#)

[the smaller Honda HR-V](#)

[and the larger North](#)

[American market Honda](#)

[Pilot.Honda states "CR-V"](#)

[stands for "Comfortable](#)

[Runabout ...](#)

[HONDA - Car PDF Manual,](#)

[Wiring Diagram & Fault](#)

[Codes DTC](#)

[HONDA Car Manuals PDF](#)

[& Wiring Diagrams above](#)

[the page - Civic, CR-V, Fit,](#)

[Ridgeline, S2000, Accord,](#)

[Odyssey, Element, Pilot;](#)

[Honda Car EWDs.. In](#)

[1946, the Japanese](#)

[automobile company](#)

[Honda was created. Its](#)

[founder Soichiro Honda](#)

[did not have the](#)

[necessary engineering](#)

[education, but he](#)

[compensated for all the](#)

[gaps with risk and](#)

[accurate instinct. ...](#)

[HONDA 2007 CR-V](#)

[SERVICE MANUAL Pdf](#)

[Download | ManualsLib](#)

[Description: Honda Crv](#)

Wiring Diagram 1998. Honda. Wiring Diagram Instructions with 1998 Honda Crv Wiring Diagram, image size 800 X 932 px, and to view image details please click the image. Here is a picture gallery about 1998 honda crv wiring diagram complete with the description of the image, please find the image you need.

### **Honda Crv Body Parts Diagram | Automotive Parts Diagram Images**

For the Honda CR-V (RD1-RD3) 1997, 1998, 1999, 2000, 2001 model year. Fuse box in passenger compartment. Under-dash fuse/relay box is located under driver's side of ...

### **Honda Wiring**

#### **Diagrams -**

#### **FreeAutoMechanic**

Honda cr v 5 door lx 4wd side srs ka 4at windshield washer in 2003 honda crv parts diagram image size 1108 x 553 px and to view image details please click the image. As an example of change from one year to the next the crv

switched from one tail light bulb to two bulbs.

### **1998 Honda Crv Wiring Diagram - Wiring Diagram And ...**

Welcome to our Honda car parts online catalog With our Honda car parts diagrams online you can order all your Honda spare parts from home and get them delivered to the address of your choice. We recommend genuine Honda spares to maintain and repair your vehicle as they are specifically developed for your model. By choosing Honda original parts you can be sure that they have the best fit ...

### **Honda Engines | Fuel Recommendations**

Description: 75722-Swa-003 - Genuine Honda Emblem, Rr.(Cr-V) throughout Honda Crv Body Parts Diagram, image size 1108 X 553 px, and to view image details please click the image.

Truly, we have been realized that honda crv body parts diagram is being just about the most popular field at this

moment. So that we attempted to identify some terrific honda crv body parts diagram photo for your needs.

### [1998 Honda Crv Parts Diagram | Automotive Parts Diagram Images](#)

Edraw Diagram Of Honda Crv Engine.html wiring diagram software is a particularly-designed application automating the creation of Diagram Of Honda Crv Engine.html wiring diagrams with built-in symbols. It's easy to use and compatible with Windows, Mac, and Linux platforms. at REKLAMGRAFIK.CHEFSCUISINIERSAIN.FR

Table of Contents Honda Remote Control Starter System Service Manual: 2007 CR-V MICU 24.0 Circuit Diagram FUSE (BACK (METER) VEHICLE B-CAN WIRE HARNESS FRONT WIPER SWITCH ANTENNA INTERMITTENT DWELL TIME CONTROLLER ENGINE IMMOBILIZER STARTER FUSE BOX UNIT HARNESS B-CAN ENGINE...

Related with Diagram Of Honda Crv Engine Tmsafa:

- Cma Medical Assistant Practice Test : [click here](#)